


# Moline Trim Removal Systems




*Trim removal systems for every application designed to efficiently remove trim dough from the line.*



- Available in conveyor widths from 24" to 60" depending on customer application.
- Custom designs allow the customer to choose the best style for their application.



**Removing Trim Dough Web From Cut Product**



**Counterweighted Strip Cutter and Trim Diverter Blades**



**Powered Edge Trim Removal Unit**

*Moline trim removal systems are designed to efficiently remove trim dough (also called rework or scrap dough) from the production system. Several different systems are available, from the large trim pickup units (reverse and inline), which automatically remove trim dough web from*

*between cut product, to the smaller edge trim removal systems and diverter blades which remove trim dough that has been cut from the sides of the dough sheet. All are constructed of stainless steel with precision-machined components.*



## ***Moline Machinery LLC***

114 South Central Avenue • Duluth, Minnesota, USA, 55807  
218-624-5734 (For after hours service, call 218-590-1987)  
www.moline.com • sales@moline.com



# Moline Trim Removal Systems

## Reverse Trim Pickup Unit

The reverse trim pickup unit is portable (mounted on casters) and automatically collects the trim from the back side of the machine. The cut product travels under the machine until it reaches the self threader which automatically lifts the trim dough web up onto the pickup conveyor. The trim dough is then routed to the cross conveyor which transfers it from the line to a trim return system or to a dough trough for reuse. The pickup and cross conveyors are each independently driven by a drive motor and gear reducer. The pickup conveyor height is easily adjusted with a hand wheel. The unit is controlled through the production system's operator interface. Electrical specifications vary depending on customer requirement.

**Construction:** Stainless steel with urethane belting.

**Electrical Specifications:** Standard 115 Volt / 60 Hertz / 1 Phase. Other options are available.

## Self Threader


The self threader collects the trim dough web and routes it up onto the pickup conveyor automatically. The unit is available in two styles: pneumatic and non-pneumatic.

Electrical specifications vary depending on model ordered.

See the [Self Threader Brochure](#) for more information.

## Inline Trim Pickup Unit


The inline trim pickup unit is stationary-mounted to the make-up conveyor and collects the trim from the front side of the machine. The trim dough web is lifted either by hand up onto the pickup conveyor or via self threader. It is then routed to the cross conveyor which transfers it from the line to a trim return system or to a dough trough for reuse. The pickup and cross conveyors are each independently driven by a drive motor and gear reducer. The pickup conveyor height can be either fixed or adjustable. The unit is controlled through the production system's operator interface. Electrical specifications vary depending on customer requirement.



**Reverse Trim Pickup Unit**



**Reverse Trim Pickup Unit With Self Threader**




**Inline Trim Pickup Unit**



# Moline Trim Removal Systems

## **Trim Diverter Blades Used With a Counterweighted Strip Cutter**

The diverter blades can also be used in conjunction with a counterweighted strip cutter. This allows edge trim to be cut and removed from the line in one step. The diverter blades and strip cutters can be positioned where desired across the width of the conveyor and can be raised off the conveyor when not in use.



Trim Diverter Blades With Strip Cutter

## **Trim Removal Unit (Diverter Blades)**

The trim removal unit contains diverter blades to remove the dough that has been cut from the sides of the dough sheet (edge trim). The diverter blades can be positioned where desired across the width of the conveyor and can be raised off the conveyor when not in use. Stainless steel construction provides excellent dough release and efficient sanitation. The conveyor rail latches allow the unit to be easily removed from the production system.



Trim Removal Unit (diverter blades)

## **Powered Trim Removal Unit**

The powered trim removal unit removes dough that has been cut from the sides of the dough sheet (edge trim). The unit contains two rotating urethane belts, each independently driven by a gearmotor. Blades at the tip of each belt route the dough to the side of the conveyor. The angle of the belts can be adjusted by loosening the handles on each frame.

Construction: Stainless steel with urethane belting.

Electrical Specifications: Standard 115 Volt / 60 Hertz / Single Phase. Other options are available.



Powered Trim Removal Unit